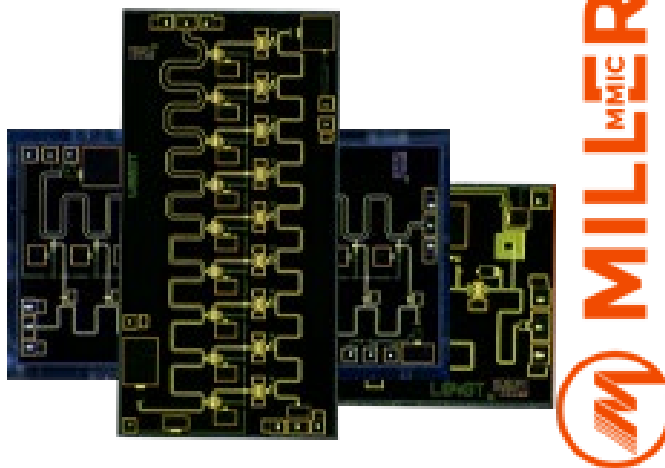


Features

- Ultra broadband two channel attenuator
- Frequency Range: DC - 40GHz
- 2 Channels with 2 different Attenuation value
- Power Handling: 27dBm
- 50Ω Input and Output Impedance
- Return Loss: 20dB
- Bare Die (QFN Available)
- RoHS & REACH Compliant

Typical Applications

- Test Instrumentation
- Microwave Radio & VSAT
- Military & Space
- Telecom Infrastructure
- General Purpose



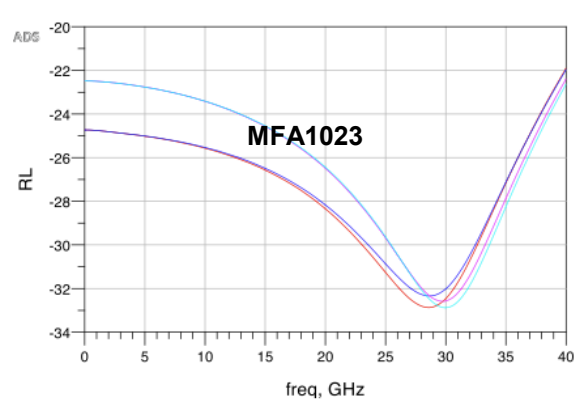
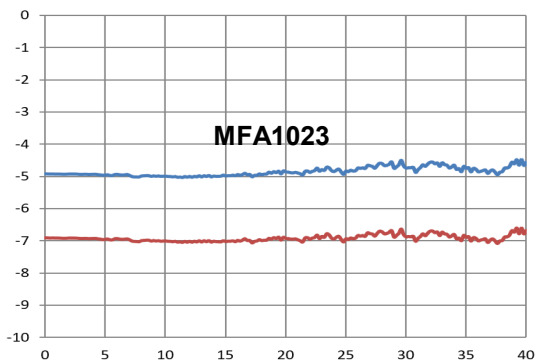
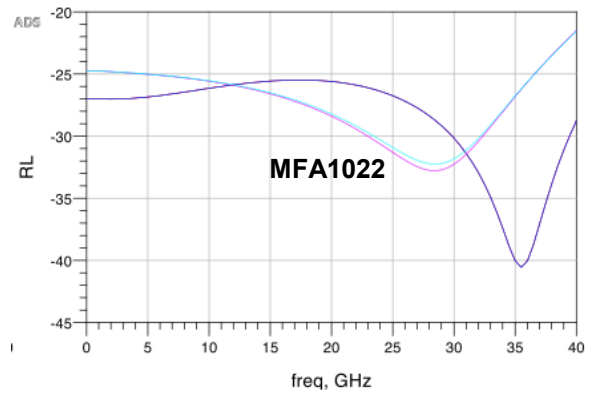
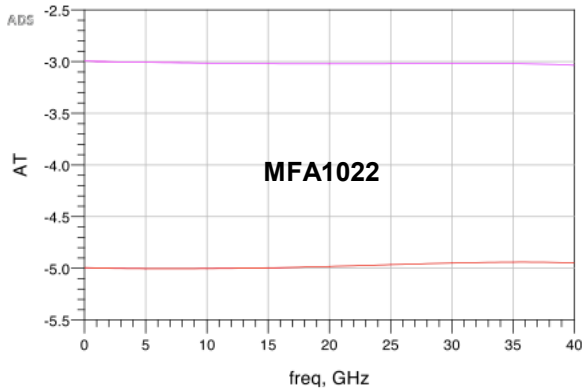
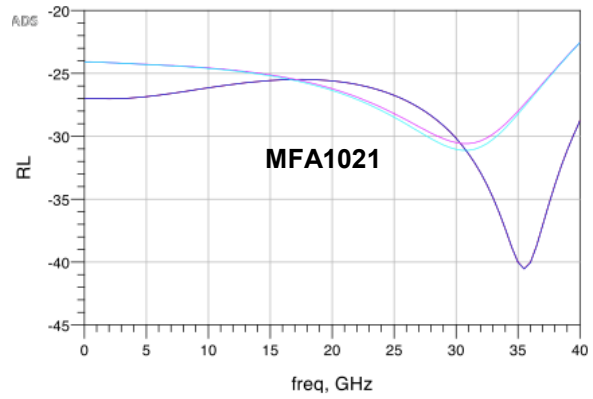
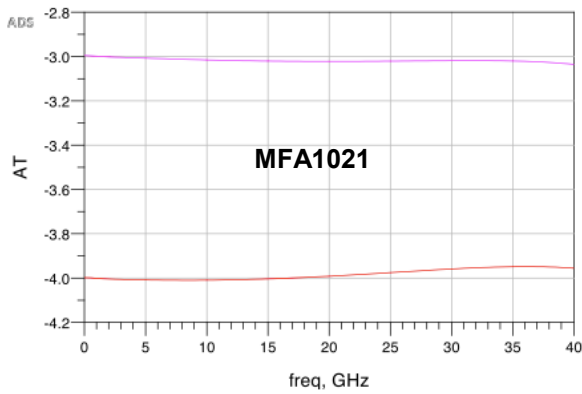
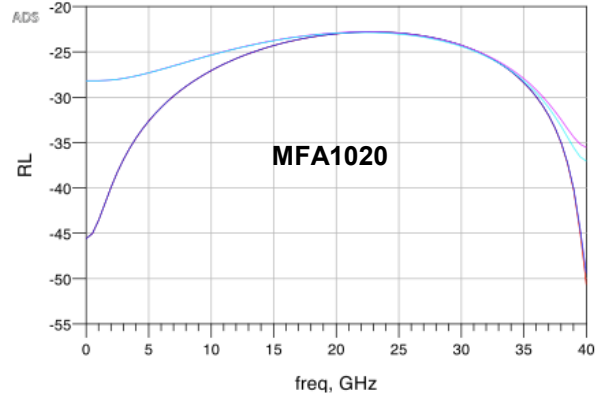
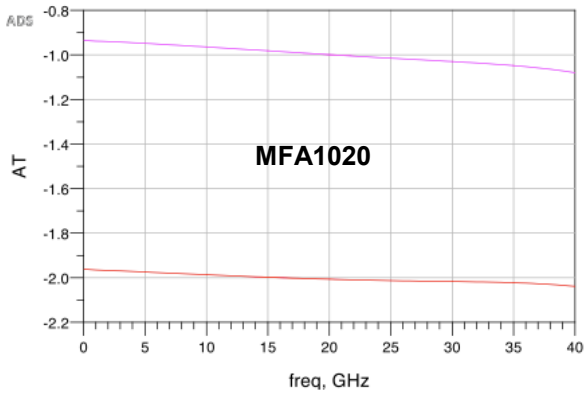
| Part No. | Product Description | Frequency (GHz) | Channel | Attenuation (dB) | Power (dBm) | Flatness (dB) | VSWR |
|----------|----------------------------|-----------------|---------|------------------|-------------|---------------|------|
| MFA1020 | 2 Channel Fixed Attenuator | DC-40 | 2 | 1dB / 2dB | 27 | ±0.3 | 1.22 |
| MFA1021 | 2 Channel Fixed Attenuator | DC-40 | 2 | 3dB / 4dB | 27 | ±0.3 | 1.22 |
| MFA1022 | 2 Channel Fixed Attenuator | DC-40 | 2 | 3dB / 5dB | 27 | ±0.3 | 1.22 |
| MFA1023 | 2 Channel Fixed Attenuator | DC-40 | 2 | 5dB / 7dB | 27 | ±0.3 | 1.22 |
| MFA1024 | 2 Channel Fixed Attenuator | DC-40 | 2 | 5dB / 8dB | 27 | ±0.3 | 1.22 |
| MFA1025 | 2 Channel Fixed Attenuator | DC-40 | 2 | 7dB / 8dB | 27 | ±0.3 | 1.22 |
| MFA1026 | 2 Channel Fixed Attenuator | DC-40 | 2 | 9dB / 10dB | 27 | ±0.35 | 1.22 |
| MFA1027 | 2 Channel Fixed Attenuator | DC-40 | 2 | 15dB / 20dB | 27 | ±0.4 | 1.22 |



GaAs MMIC Two Channel Series Fixed Attenuator DC-40GHz

MFA1023

GaAs MMIC Two Channel Series Fixed Attenuator DC-40GHz

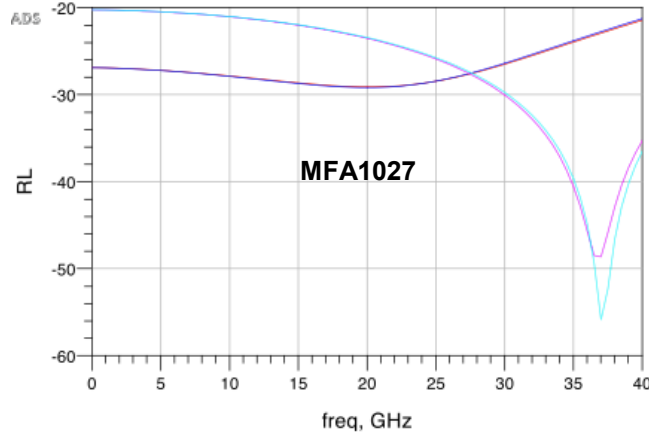
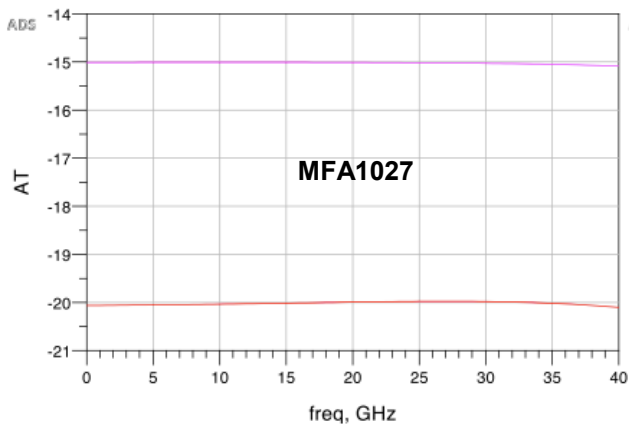
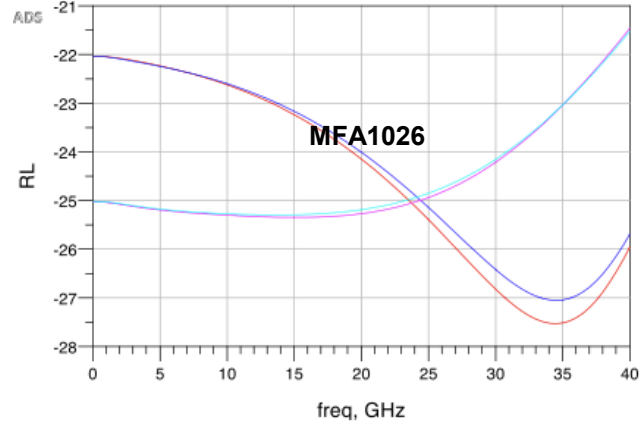
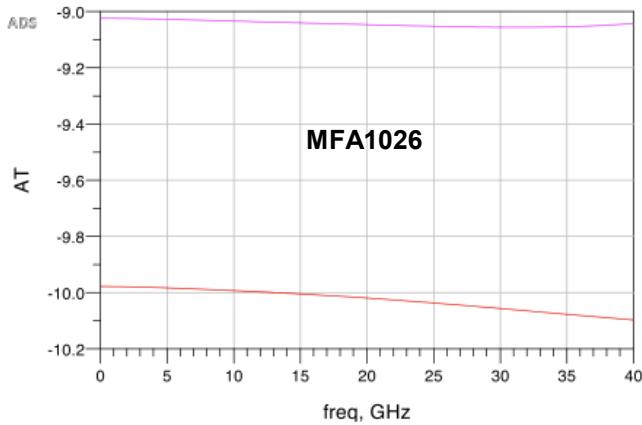
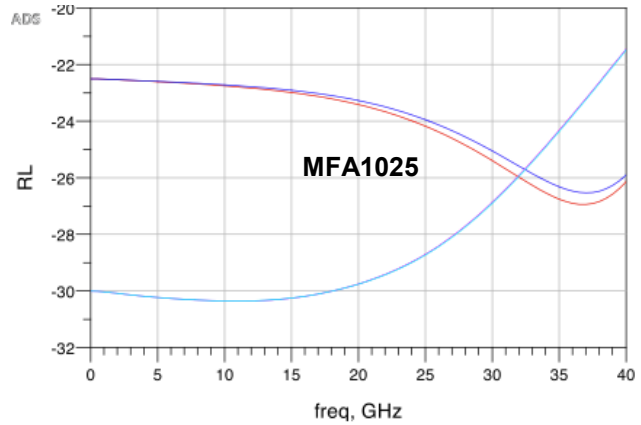
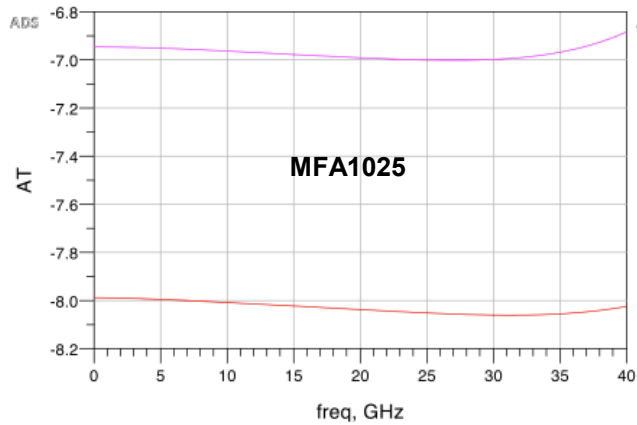
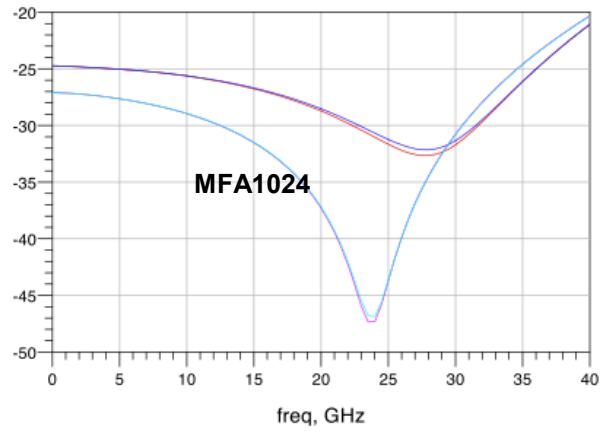
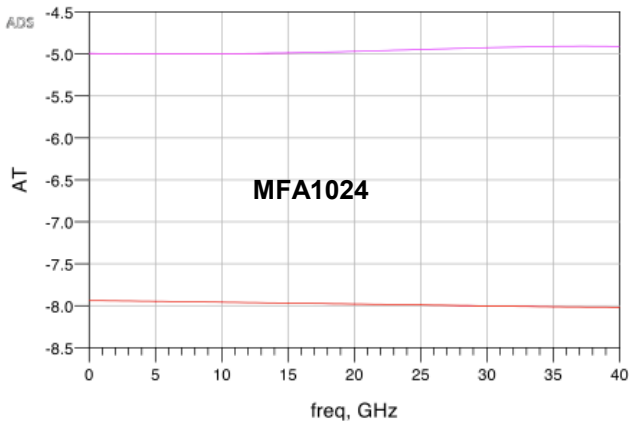




GaAs MMIC Two Channel Series Fixed Attenuator DC-40GHz

MFA1023

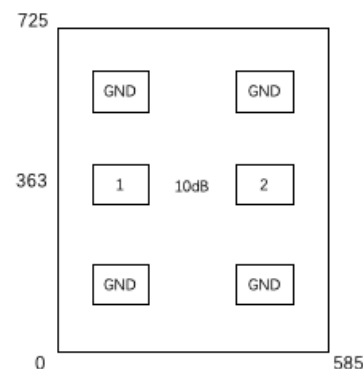
GaAs MMIC Two Channel Series Fixed Attenuator DC-40GHz



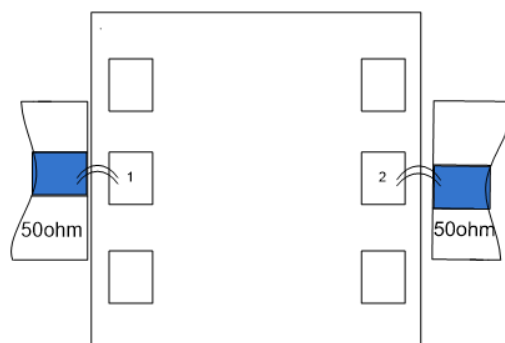
Outline Drawing:

All Dimensions in μm

| Pad | Function | Description |
|------------|----------|---|
| 1 | RF IN | RF signal input terminal; DC blocking capacitor required. |
| 2 | RF OUT | RF signal output terminal; DC blocking capacitor required. |
| Die bottom | GND | Die bottom must be connected to RF/DC ground. |



Assembly Drawing



Notes:

1. Die thickness: $100\mu\text{m}$
2. Typical bond pad is $100*100\mu\text{m}^2$
3. Bond pad metalization: Gold
4. Backside metalization: Gold
5. Backside of the die (GND)
6. No connection required for unlabeled bond pads

Maximum Ratings:

1. Maximum input power: +27dBm
2. Operating temperature: -55°C to $+85^{\circ}\text{C}$
3. Storage temperature: -65°C to $+150^{\circ}\text{C}$

Miller MMIC Inc. All rights reserved

Miller MMIC, Inc. holds exclusive rights to the information presented in its Data Sheet and any accompanying materials. As a premier supplier of cutting-edge RF solutions, Miller MMIC has made this information easily accessible to its clients.

Although Miller MMIC believes the information provided in its Data Sheet to be trustworthy, the company does not offer any guarantees as to its accuracy. Therefore, Miller MMIC bears no responsibility for the use of this information. It is worth mentioning that the information within the Data Sheet may be altered without prior notification.

Customers are encouraged to obtain and verify the most recent and pertinent information before placing any orders for Miller MMIC products. The information in the Data Sheet does not confer, either explicitly or implicitly, any rights or licenses with regards to patents or other forms of intellectual property to any third party.

The information provided in the Data Sheet, or its utilization, does not bestow any patent rights, licenses, or other forms of intellectual property rights to any individual or entity, whether in regards to the information itself or anything described by such information. Furthermore, Miller MMIC products are not intended for use as critical components in applications where failure could result in severe injury or death, such as medical or life-saving equipment, or life-sustaining applications, or in any situation where failure could cause serious personal injury or death.