



Features

- FET SP3T Absorptive design
- Frequency: DC-18GHz
- Isolation: 38dB Typical
- Insertion Loss: 2.5dB Typical
- Control Voltage: 0/-5V
- Switching Speed: 10ns Typical
- Die Size: 1.55 x 1.6 x 0.1 mm

Typical Applications

- Voltage control
- Fast Switching Speed
- Low Insertion Loss and High Isolation
- Customization available upon request

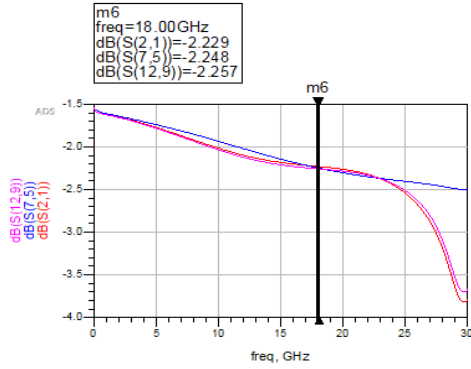
Electrical Specifications

TA = +25°C, VCTL=0/-5V

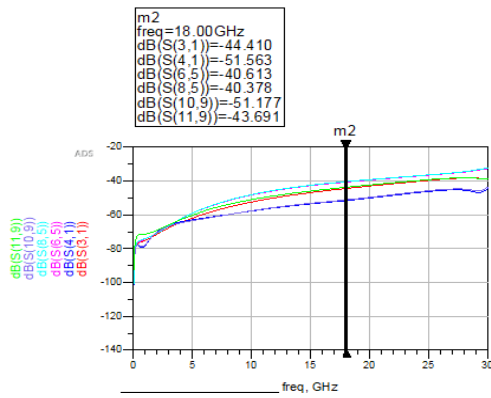
Parameters	Min.	Typ.	Max.	Units
Frequency	DC		18	GHz
Insertion Loss		2.5	2.8	dB
Isolation	35	38		dB
Input VSWR			1.5	:1
Output VSWR			1.5	:1
P1dB - Output 1dB Compression		20		dBm
IIP3-Input Third Order Intercept		-		dBm
Switching Speed		10		ns



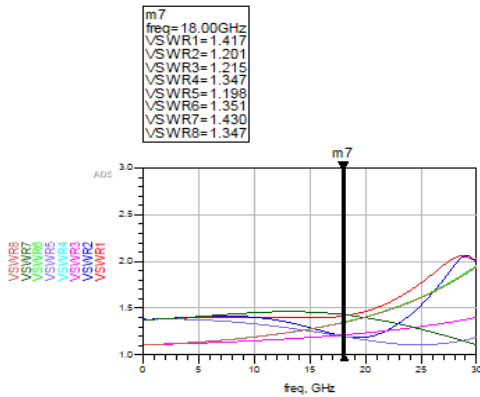
Insertion Loss vs. Frequency



Isolation vs. Frequency

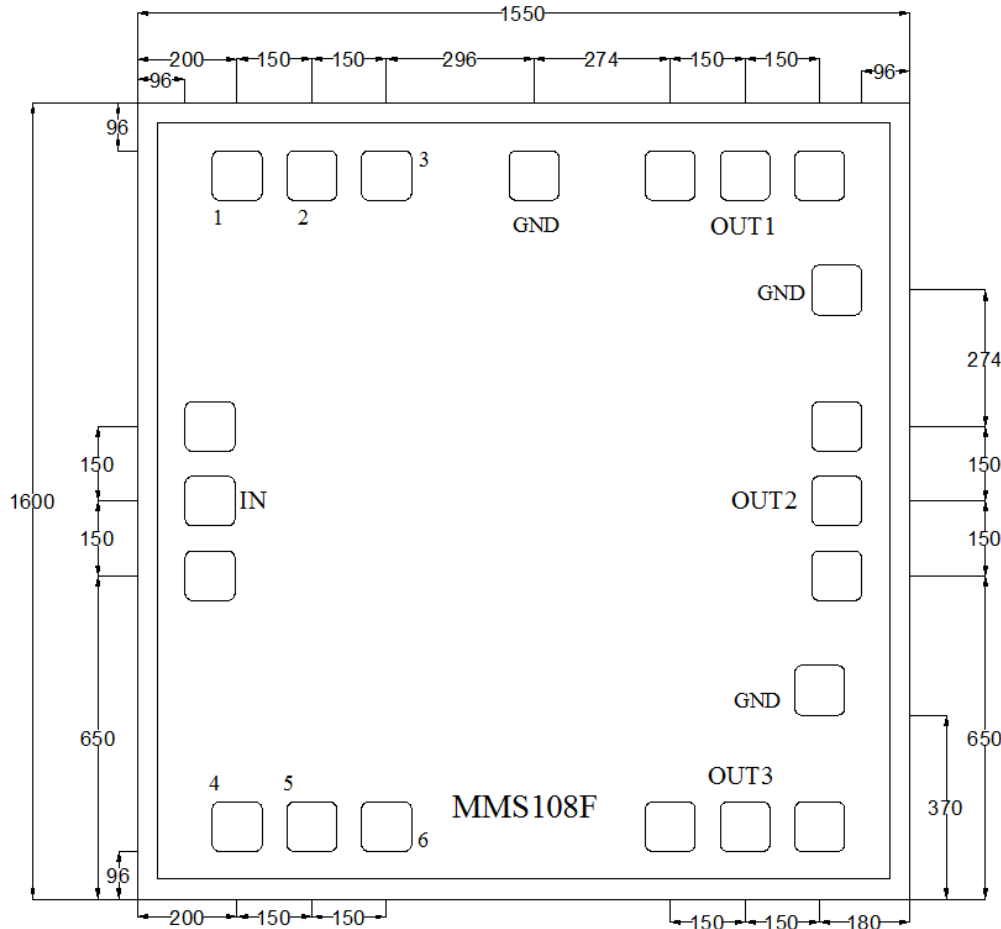


VSWR vs. Frequency





Outline Drawing:
All Dimensions in μm

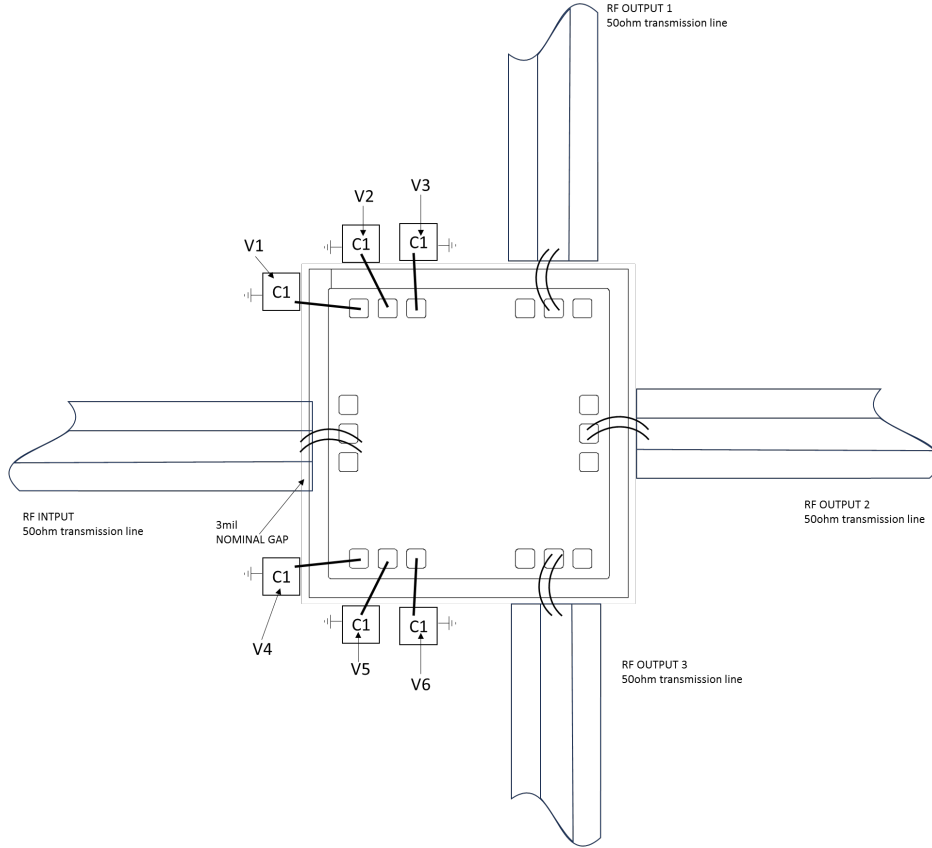


Truth Table

Control Voltage						State		
V1	V2	V3	V4	V5	V6	RF1	RF2	RF3
0V	-5V	-5V	-5V	0V	0V	ON	OFF	OFF
-5V	0V	0V	5V	5V	0V	OFF	ON	OFF
-5V	-5V	0V	0V	0V	-5V	OFF	OFF	ON
-5V	-5V	0V	-5V	0V	0V	OFF	OFF	OFF



Assembly Drawing



Notes:

1. Die thickness: 100µm
2. Typical bond pad is 100*100µm²
3. Bond pad metallization: Gold
4. Backside metallization: Gold
5. Backside of the die (GND)
6. No connection required for unlabeled bond pads

Item	Description
C1	39pF Capacitor Example: Skyworks Part: SC10002430

Miller MMIC Inc. All rights reserved

Miller MMIC, Inc. holds exclusive rights to the information presented in its Data Sheet and any accompanying materials. As a premier supplier of cutting-edge RF solutions, Miller MMIC has made this information easily accessible to its clients.

Although Miller MMIC believes the information provided in its Data Sheet to be trustworthy, the company does not offer any guarantees as to its accuracy. Therefore, Miller MMIC bears no responsibility for the use of this information. It is worth mentioning that the information within the Data Sheet may be altered without prior notification.

Customers are encouraged to obtain and verify the most recent and pertinent information before placing any orders for Miller MMIC products. The information in the Data Sheet does not confer, either explicitly or implicitly, any rights or licenses with regards to patents or other forms of intellectual property to any third party.

The information provided in the Data Sheet, or its utilization, does not bestow any patent rights, licenses, or other forms of intellectual property rights to any individual or entity, whether in regards to the information itself or anything described by such information. Furthermore, Miller MMIC products are not intended for use as critical components in applications where failure could result in severe injury or death, such as medical or life-saving equipment, or life-sustaining applications, or in any situation where failure could cause serious personal injury or death.